


AC POWER TRANSFORMERS

20 VA to 150 VA, Single or Dual Hub, Circuit Breaker, UL Class 2



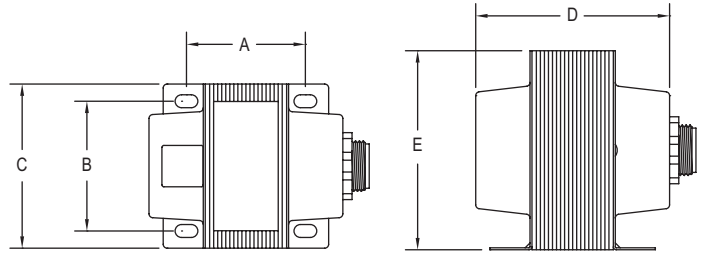
APT-40-3SN



APT-50-5DB



APT-50-5SB



Model	Dimensions in [mm]				
	A	B	C	D	E
APT-20-0SN	1-31/64 (37.6)	1-21/32 (41.9)	1-7/8 (47.5)	2-17/64 (57.4)	2-39/64 (66.2)
APT-20-1SN	1-31/64 (37.6)	1-21/32 (41.9)	1-7/8 (47.5)	2-17/64 (57.4)	2-39/64 (66.2)
APT-40-3SN	1-61/64 (49.5)	1-25/32 (45.2)	2-11/64 (55.0)	2-43/64 (68.0)	2-7/8 (73.0)
APT-40-5DN	1-61/64 (49.5)	1-25/32 (45.2)	2-11/64 (55.0)	2-3/4 (70.0)	2-7/8 (73.0)
APT-50-5SB	1-13/16 (46.0)	1-31/32 (50.2)	2-1/2 (63.5)	3-7/16 (87.1)	3-1/32 (77.0)
APT-50-5DB	1-13/16 (46.0)	1-31/32 (50.2)	2-1/2 (63.5)	3-7/16 (87.1)	3-1/32 (77.0)
APT-75-5SB	2-13/64 (56.0)	1-31/32 (50.2)	2-1/2 (63.5)	3-53/64 (97.1)	3-1/32 (77.0)
APT-75-5DB	2-13/64 (56.0)	1-31/32 (50.2)	2-1/2 (63.5)	3-53/64 (97.1)	3-1/32 (77.0)
APT-100-5SB	2-39/64 (66.0)	1-31/32 (50.2)	2-1/2 (63.5)	4-1/4 (107.1)	3-1/32 (77.0)
APT-100-5DB	2-39/64 (66.0)	1-31/32 (50.2)	2-1/2 (63.5)	4-1/4 (107.1)	3-1/32 (77.0)
APT-150-1DB	2-33/64 (64.0)	1-31/32 (50.2)	2-1/2 (63.5)	3-9/16 (90.5)	3-1/32 (77.0)

The **Series APT AC Power Transformers** provide isolated step-down to 24 VAC with models offering VA ratings of 20, 40, 50, 75, 96, or 150 VA's. These cost efficient transformers are offered in single or dual 1/2" NPT threaded hub mounts with 8-1/2" 18 AWG wire leads, to meet the installation requirements of a variety of building automation and control panel applications in HVAC. All models are UL Class 2 listed.

FEATURES/BENEFITS

- Single or dual 1/2" NPT
- Universal supply voltage input
- With or without integral circuit breaker

APPLICATIONS

- BAS
- HVAC

SPECIFICATIONS

Input Voltage: See model chart.
Input Frequency: 50/60 Hz.
Output Voltage: See model chart.
Output VA Rating: 20, 40, 50, 75, 96, or 150 VA.
Mounting: Slotted foot mount with single, or dual 1/2" NPT hub.
Current Protection: See model chart.
Electrical Connections: Models ending in -20: 20" (508 mm) 18 AWG leads; All other models: 8.5" (210 mm) 18 AWG leads.
Weight: See model chart.
Agency Approvals: CE, cULus.

MODEL CHART

Model	Rating	Input Voltage	Output Voltage	Mounting	Current Protection	Wiring	Weight
APT-20-0SN	20 VA	24 VAC	24 VAC	Foot mount with single hub	Inherent	Diagram B	1.25 lb (0.57 kg)
APT-20-1SN	20 VA	120 VAC	24 VAC	Foot mount with single hub	Inherent	Diagram A	1.29 lb (0.59 kg)
APT-40-3SN	40 VA	120/208/240/277 VAC	24 VAC	Foot mount with single hub	Internal fuse	Diagram D	2.07 lb (0.94 kg)
APT-40-5DN	40 VA	120/208/240/277/480 VAC	24 VAC	Foot mount with dual hub	Internal fuse	Diagram C	2.29 lb (1.04 kg)
APT-50-5SB	50 VA	120/208/240/277/480 VAC	24 VAC	Foot mount with single hub	Button circuit breaker	Diagram C	2.69 lb (1.22 kg)
APT-50-5DB	50 VA	120/208/240/277/480 VAC	24 VAC	Foot mount with dual hub	Button circuit breaker	Diagram C	2.73 lb (1.24 kg)
APT-75-5SB	75 VA	120/208/240/277/480 VAC	24 VAC	Foot mount with single hub	Button circuit breaker	Diagram C	3.60 lb (1.63 kg)
APT-75-5DB	75 VA	120/208/240/277/480 VAC	24 VAC	Foot mount with dual hub	Button circuit breaker	Diagram C	3.62 lb (1.64 kg)
APT-100-5SB	100 VA	120/208/240/277/480 VAC	24 VAC	Foot mount with single hub	Button circuit breaker	Diagram C	4.03 lb (1.83 kg)
APT-100-5DB	100 VA	120/208/240/277/480 VAC	24 VAC	Foot mount with dual hub	Button circuit breaker	Diagram C	4.05 lb (1.84 kg)
APT-150-1DB	150 VA	120 VAC	24 VAC	Foot mount with dual hub	Button circuit breaker	Diagram A	4.98 lb (2.26 kg)

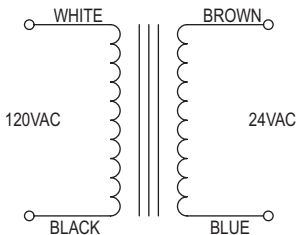


Diagram A

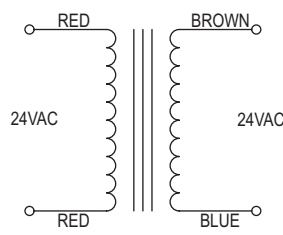


Diagram B

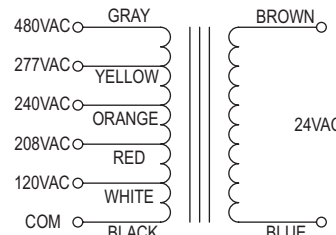


Diagram C

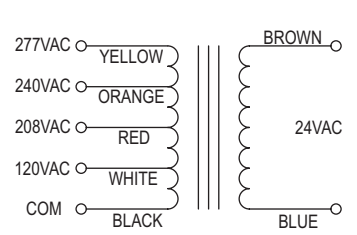


Diagram D